

abi**FORCE**

ENGINEERED WITH **RVF**
TECHNOLOGY

ABI FORCE ZERO TURN
WORK MACHINE

**POWERFUL AGILITY,
PRECISE VERSATILITY**





EXPERIENCE A NEW ERA OF WORK

AGILITY + ACCURACY: GROUND WORK REIMAGINED

The stand-on zero-turn machine with patented Responsive Variable Force (RVF) technology and a full family of custom, innovative attachments that empowers operators to get the job done.

ENGINEERED WITH  **RVF**
TECHNOLOGY





RENOVATE, MAINTAIN, AND GROOM INFIELDS

PURPOSE-BUILT FOR BALLFIELDS

The ABI Force empowers operators with the control necessary to groom, prepare, and renovate; creating the safest and most playable surfaces possible. With available mid- and rear-mounted attachments engineered specifically for ballfields, the Force is quite simply the best infield maintenance and renovation machine on the market.

FORCE ADVANTAGES

GAME DAY PREP - Reduce weather-related delays and postponements by getting your field playable, faster.

FINE TUNE - Patented lift and swivel rear-mount system replicates the finesse of a hand-raked finish.

FIX IT - Leverage a mid-season away series to re-laser grade the infield... no heavy equipment required.





I tell people if they're maintaining their ballfields with anything else other than an ABI Force, you're wasting your time. I can laser grade four ballfields in a day. Regular infield maintenance with the Force is at a whole new level.

-Rodney Jordan
Rock Haven Turf Specialties

RENOVATE, MAINTAIN, AND GROOM INFIELDS

abiFORCE



SCAN THE QR CODE TO WATCH A VIDEO ON USING THE FORCE FOR
INFIELD MAINTENANCE OR VISIT [ABIATTACHMENTS.COM/INFIELDMaintenance](https://abiattachments.com/infieldmaintenance)

Actual products may differ slightly from images and may be shown with optional equipment.
Available attachments & equipments shown throughout.

ZERO-TURN LASER GRADING

PRECISE LASER FINISH GRADING

The ABI Force is the world's first and only stand-on zero-turn laser grading machine, with accuracy plus-or-minus an eighth of an inch! (0.125 inch, 3.175mm) This patented, fully automatic laser grading system delivers unprecedented affordability and finish-grade accuracy to the sports turf and flatwork industries.

FORCE ADVANTAGES

ACCURACY — When every dollar matters, the tolerances provided by our RVF technology delivers real savings

OWNERSHIP — This compact-platform system empowers contractors to expand service offerings and get more done

VISIBILITY — The stand-on zero-turn design allows operators to clearly see the work in progress and respond more quickly to the work site soil conditions.





“It is as advertised. It will laser grade within 1/8”. We can place an operator with less experience on it and know that the grade is correct which allows the crew foreman to perform other tasks. It’s a well built machine with fewer breakdowns and has been great for our business.”

-Nolan Thomas
Nolan Thomas & Company, Inc.



SOIL PREP & SEEDING

TURF INSTALLATION POWERHOUSE

The ABI Force properly finish grades the soil for seed application or sod installation. It also evenly broadcasts and presses grass seed into the ground for optimal seed-to-soil contact. With available front, mid, and rear-mount attachments, the ABI Force helps efficiently create beautiful lawns and signature playing fields.

FORCE ADVANTAGES

MORE JOBS — With precision and agility at every step of the process, operators can take on and complete more contracts per season.

MORE OPTIONS — The proprietary RVF system leverages an arsenal of quick-swap attachments suitable for a wide variety of applications.

FEWER HOURS — Facing high demand with a smaller crew? No problem. The Force's compact and versatile design delivers results with fewer hours on the job.





The ABI Force has been a game changer for our landscape company. We do many large construction housing developments and new landscaping projects. The Force cut the time needed to finish grade top-soil for seed preparation almost in half. We look forward to seeing how we can implement this machine into other areas of our business.

-Taylor Raisanen
Raisanen Landscaping



TURFGRASS MAINTENANCE

EXPAND YOUR TURF CARE **VERSATILITY**

The ABI Force packs a powerful and productive punch in turfgrass care, with the ability to core or slit aerate over 115,000 square feet per hour! It can also spread granular material for fertilizing and overseeding! With available mid- and front-mount attachments, the Force is a top performer from sports fields to residential and commercial properties.

FORCE ADVANTAGES

SIZE MATTERS — With the widest aerators on the market, the Force covers more ground in less time.

START TO FINISH — The wide assortment of available attachments for the Force empowers you to tackle the job—from rough grade through to installation, and on to regular maintenance—with one machine.





“I can get the grade right for drainage. High spots will dry out really fast and low spots will hold water and get root rot. The Force de-compacts the ground, loosens it up, and moves dirt all at the same time. It’s amazing.”

-Pete Denny
GCI Turf Services



SINGLE-PURPOSE PRECISION MEETS **MULTI-TASK MASTER**



INFIELD GROOMING

Nothing grooms tighter or faster with better visibility and control. Remove cleat marks, spread conditioner, and clean edges quickly. Attachments are available for any natural infield material and finish desired. Even nail drag 1/4" deep with laser precision with our patented Vibraflex drag.



INFIELD LASER GRADING

Allow perfect drainage to the outfield with the machine automatically following conical or dual plane grades. Fix high or low areas the human eye has trouble sensing to make the field playable faster after a rain event. After grading, the same machine can then finish the field to game ready condition.



GRAVEL MAINTENANCE

The RVF system enables the scarifiers to easily rip out potholes and compacted gravel on driveways and parking lots. Paired with Mini-Box attachments, the machine can fill lows and cut down highs to fix drainage issues on paths, trails, and stone walkways as well.



FLATWORK LASER GRADING

Prepare very accurate sub-grades for concrete flatwork anywhere with a 6' doorway. Work inside tight areas with zero-turn maneuverability setting sand base layers. Makes quick work of clay tennis courts as well.



HORSE ARENA GRADING

The ABI Force is ideal for decompacting, grading, and dragging round pens and circular horse walkers up to a depth of three inches. Precise depth control keeps footing consistent while enabling quick work around jumps and other obstacles.



TEE BOX LASER GRADING

Get perfect water runoff with a machine the size of a mower! New construction or renovations can happen quickly with laser precision down to 1/8". Reduces manpower and equipment needs.

In using the ABI Force we've been able to streamline our training process for employees, which makes us more efficient. The Force takes the place of at least 3 pieces of equipment, which saves us money. Because it's returned its investment so quickly and because it's so versatile...we just need more of them!

-Ryan DeMay
City of Columbus Parks & Recreation



LAWN SEED & SOD PREP

Easily loosen, level, and seed tight areas and hard to access job sites. Carry in and spread material with the scoop attachment and fill holes fast.



SEEDING

Prepare perfect seed beds quickly. Loosen, broadcast, and cultipack to the perfect firmness in tight spaces and along edges or contours.



PLUG OR SLIT AERATING

Allow water, oxygen, and nutrients to reach the roots by relieving compacted soil with either our plug or slit aerators. When paired with our XD drag you can break up the cores while you aerate. Select the slit aerator and you can aerate the same day you overseed or even on game day.



OVERSEEDING

Using a combination of options the Force can quickly overseed existing turf. Aerate and broadcast seed fast in tight areas with one truck, one machine, and one operator.



FERTILIZING

The 120 lb capacity hopper allows accurate application of a variety of nutrients quickly. The visibility, maneuverability, and control of the Force allow the job to get done faster than other methods.



EDGING

Easily and quickly edge infields, cart paths, side-walks and even landscape beds with total control. Create straight cuts or free-form organic shapes to outline new beds quickly and cleanly in existing sod.



SCAN THE QR CODE TO WATCH A VIDEO ON THE LASER SYSTEM
OR VISIT ABIATTACHMENTS.COM/LASERSYSTEM



LASER GRADING SYSTEM

FINISH GRADING REIMAGINED

The ABI Force is the world's first and only stand-on zero-turn laser grading machine. This fully automated laser system delivers unprecedented affordability and finish-grading accuracy to the sports turf and flatwork industries. The ABI Force has a dramatically smaller and lighter footprint than other laser grading machines, enabling laser finish-grading in tight areas and on materials where over compaction of the soil is unacceptable.

FEATURES & OPTIONS



INTERNAL HYDRAULIC CONTROL SYSTEM

The hydraulic system on the ABI Force can be built with a manual-operation exclusive or manual/laser-ready configuration. The manual-operation exclusive build is not upgradeable after initial factory-build. The laser-ready build configuration can be operated manually without the use of the separately purchased laser electronics should an operator not have them available.



MACHINE-SIDE LASER ELECTRONICS

The available machine-side laser electronics package transforms the ABI Force into an automated laser grading machine. This system is perfectly matched and pre-programmed for plug-and-play operation.



TRANSMITTER, TRIPOD & ACCESSORIES

ABI Attachments offers a range of transmitters, tripods, grade rods, and other laser system accessories to suit the requirements for your job. The ABI Force is also able to be paired with almost any flat, single, or dual-slope laser transmitter you may already own.

RESPONSIVE VARIABLE FORCE TECHNOLOGY

DYNAMIC COMMAND IN HAND

The ABI Force is an immersive experience where the machine becomes an extension of the human body. The stand-on zero-turn platform, combined with fingertip control over hydraulically operated attachments, delivers freedom of movement, eye-opening visibility, and dynamic command over the work performed. The Force is a new category of work machine, offering a new level of versatility, agility, and precision.



The heart of the ABI Force's innovation is its patented Responsive Variable Force Technology. ABI's RVF Technology enables small footprint zero-turn machines to do the work of much larger and heavier machines, with a fraction of the otherwise required tractive effort. Located at the underbelly of the ABI Force, the RVF Technology hydraulically controls mid-mounted ground-engaging attachments with lift, variable down pressure, and pitch adjustments.



SCAN THE QR CODE TO WATCH A VIDEO ON THE RVF SYSTEM
OR VISIT [ABIATTACHMENTS.COM/RVFSYSTEM](https://abiattachments.com/rvfsystem)



REAR LIFT SYSTEM

- Powerful Hydraulic Cylinder
- Adjustable Lifting Bar
- Articulating Tool Carrier



LIFT, GRADE, & DEPTH CONTROL

- Variable Down Pressure to Ground-Engaging Components
- Control Attachment Grading Position and Working Depth
- Automated Grading with Available Laser Technology



PITCH CONTROL


- Fine Tune Angle of Ground Engagement
- Adjust Ground Engagement Relationship Between Two Mid-Mounted Attachments

100% COMMERCIAL GRADE

INDUSTRY LEADING TECHNOLOGIES


The ABI Force was specifically engineered to include technologies that reduce the need for frequent repair and avoid common sources of breakdowns. The commercial grade systems, backed by a hefty warranty, mean the Force is designed to work hard all day, every day.

FEATURES & PERFORMANCE




ELECTRONIC FUEL INJECTED (EFI) ENGINE

The ABI Force comes equipped with a 23HP electronic fuel injection engine standard. An EFI system utilizes advanced computer controls teamed with a high-pressure fuel delivery system to provide peak power and fuel efficiency. The Force now starts like a car with no carburetor issues, has increased fuel efficiency, and starts easily in the cold!



BELTLESS HYDROSTATIC DRIVE SYSTEM

Typically, machinery of this size runs off a Hydraulic Drive System geared to a belt and pulley drive shaft. The lifetime of a belt can be unpredictable as belts frequently break. Each ABI Force is plumbed standard with Dual Stacked HydroGear Variable Displacement Pumps and Fixed Displacement Wheel Motors, avoiding the need for belts entirely. The benefits are significant compared to typical belt-driven systems.



2-STAGE AIR FILTER

Every ABI Force Z-23s comes standard with a Heavy Duty 2-Stage Cyclonic Canister Air Filtration System. No longer located near the engine, the Canister Air Filter has been relocated for ease of access. A 2-stage filtration system makes sure that your engine pulls clean air, acting as your engine's shield in dusty conditions. Keep the filter clean to see improved engine performance, fuel efficiency, and extended engine life.

MID-MOUNT ATTACHMENTS

QUICK-SWAP ATTACHMENTS

A FULL FAMILY OF TOOL-FREE INTERCHANGEABLE ATTACHMENTS TO GET MORE WORK DONE



MINI-BOX BLADE
60" Wide, 80 lbs

The Mini-Box Blade attachment gives the ABI Force extra earth-moving muscle and unmatched versatility. The Mini-Box Blade easily mounts to the ABI Force's unique mid-mount attachment system with drive-over capability.



MULTI-FUNCTION RAKE
60" Wide, 1/2" Thick Steel, Laser Cut

Can be pitched vertically to back blade material from high areas and fill into low areas, it can pull off loose vegetation and debris into piles, and it creates an ideal finish on gravel parking lots and for other heavy dirt work. Included on the base configuration.



VIBRAFLEX 3800
60" Wide | 3/4" Spacing | 1/4" OR 3/8" Pins

The Vibraflex Infield Drag 3800 is an innovative attachment that prepares recreational level baseball and softball infields with four rows of evenly staggered U-pins for any infield material. Unlike conventional nail boards, VibraFlex pins are easy to replace, and our RVF technology positively controls ground-engagement depth regardless of material moisture or compaction.



VIBRAFLEX 5800
60" Wide | 1/2" Spacing | 1/8" OR 1/4" Pins

With a higher number of pins, the Vibraflex Infield Drag 5800 prepares competition and professional level baseball and softball infields with four rows of evenly staggered U-pins that shatter surface tension to prepare any engineered soil and surface conditioner.



ROCK SIFTER
60" Wide, 22 Fixed Blades, 23 Harrow Teeth

Don't allow small rocks to ruin the lawn you're installing or renovating. The mid-mount Rock Sifter leverages a unique design of fixed blades and replaceable harrow teeth to capture and remove 1" and larger stones from loosened material.



TOOTH BAR
62" Wide, 12 Tines

The Tooth Bar is designed to fracture and loosen material to keep the optional Mini-Box loaded with material to improve efficiency when grading. Configure the Tooth Bar to 3" or 6" spacing for your job site.

ZERO-TURN PLATFORM, HEAVY DUTY RESULTS, ZERO COMPROMISES

Hydraulically controlled by our patented RVF system, our mid-mount attachments are able to do the work of much larger and heavier equipment while avoiding the damage and compaction they can cause to surrounding areas.

ENGINEERED WITH **RVF**
TECHNOLOGY



STEALTH BLADE 49" Wide, 7 Shanks

Stealth Blades offer the perfect subsurface compaction relief. The middle ground between the Profile Blades and Scarifiers, Stealth Blades offer less resistance to cut through thicker-rooted vegetation, with ease. Great for de-weeding an infield skin, or vegetation removal off the skin.



PROFILE BLADE 60" Wide, 2 Sections

Used to de-compact the surface without up-ending the surface profile. For light renovation work, the patented Profile Blade attachment yields unparalleled de-compaction results by slicing the complete profile of the infield material from 1/2" up to 3 inches under the infield surface.



SCARIFIERS 47" Wide, 7 Shanks

The scarifier ripping teeth make easy work of extreme hardpan and vegetation. The rippers enable the ABI Force to be used to renovate infields, maintain gravel roads or parking lots, and even complete seedbed preparation jobs.



ROLLER W/ WEIGHTS 58" Wide, approx. 1/2 ton pressure

The underbelly roller has a 58" working width & an 8" roller diameter. This roller compacts turf and soil surfaces, with an approximate 1/2 ton of variable pressure, when weights are applied to the machine. Kit includes three 50 lb. weights with handles and a carrying tray. The roller easily lifts for transport.

INDUSTRY LEADING MID-MOUNT AERATORS



PLUG AERATOR W/ WEIGHTS 48" Wide, 545 lbs, 72 Tines

The available 48" plug aerator, mounted to the mid-mount hydraulic lift system, enables 115,000 sq. ft. per hour aerating output. With hydraulic downward-pressure and 400 lbs. of weights, this machine outperforms many dedicated aerators while achieving core depths up to 3 - 1/2".



SLIT AERATOR W/ WEIGHTS 48" Wide, 600lbs, 308 Spikes

A less intrusive version of the core aerator, the Slit Aerator cuts slits in the surface, up to 2" deep, to assist in overseeding, compaction relief or on the skin to assist in opening the infield surface post-rain. 350 lbs of suitcase weights insure the spikes break up some of the hardest surfaces.

REAR-MOUNT ATTACHMENTS

QUICK-SWAP ATTACHMENTS

A REVOLUTIONARY REAR LIFT & SWIVEL SYSTEM ACHIEVES HAND-FINISH QUALITY RESULTS IN A FRACTION OF THE TIME



PRO FINISHER
84" Wide, 68 lbs

This premiere infield finisher was developed in partnership with professional teams for their daily use. A coated steel lattice evenly floats over the infield surface material to level and redistribute conditioner. Flared edges seamlessly feathers edges, leaving no trails even on sharp turns. The Pro Finisher is designed for use on well maintained and already level infields.



VIBRAFLEX 3500-R
72" Wide | 1/2" Spacing | 1/8" or 1/4" Pins

The all new VibraFlex 3500-R is a game-changer. Stationed behind the ABI Force, two staggered rows of 1/4" or 1/8" VibraFlex pins that are designed to remove tire compression and air out the field. Simply lower the rear hydraulic lift to engage the VibraFlex 3500-R for nail-dragging and Laser Grading applications.



FINE FINISH BROOM
84" Wide, 3 Rows of Bristles

The Fine Finish Broom creates the perfect finish in both high and low moisture conditions on well-maintained surfaces. This broom is 7' wide and offers 3 rows of bristles. The mounting arms are adjustable to set the exact working angle desired and the broom has an ideal weight for the perfect amount of down pressure needed for beautiful performance.



RIGID DRAG MAT
72" Wide, 18" long

A rigid metal mat with built-in leveling bar is perfect for every-day use and a perfect finish. The tight metal mesh breaks up small clods and chunks of dirt that are typically missed by a broom and the swivel hitch tracks with the inside tire through turns to cover all tire tracks.



XD FLEXIBLE MAT
72" Wide, 36" Long

Extreme Duty Drag Mats are ideal to prepare an infield ready for play with heavy gauge yet flexible rust resistant galvanized steel mesh. Ideal for all ball diamonds, trail maintenance, breaking-up aeration cores, leveling turf fields and more! Extreme duty drag mats are the heaviest duty mats on the market and are designed for the most demanding situations.



COCO MAT
72" Wide, 18" Long

A perfect drag for surfaces with more moisture, the Coco Mat also has a built-in leveling bar to help fill in low spots while also leaving a clean finish.

FRONT AND SIDE-MOUNT

ADDITIONAL ATTACHMENTS

Extend the functionality of the ABI Force and take an already versatile machine to a whole new level.



REAR SCOOP

300 lb Capacity, 60" Wide

No need for a wheelbarrow if you have an ABI Force with rear Scoop on your trailer. With its hydraulic lift system and electric actuated dump and retraction ability, the Scoop can carry up to 300 pounds of mulch or soil and place it right where you want it.



REAR CULTI-PACKER

58" Wide, 9.5" Diameter

The rear-mount Cultipacker for the ABI Force gives you complete control over your seed-to-soil contact. The system utilizes the multi-function rear hydraulic cylinder to engage the spring system, applying the desired down pressure on the cast-iron cultipacker rollers.



PULL-BEHIND CULTI-PACKER

Available in 48" & 72" Widths

A good cultipacker is indispensable in achieving quick germination and growth with your broadcast seeding projects. Ensuring proper seed-to-soil contact, moisture absorption, and germination, the cultipacker is a critical part of the seeding process. Cultipack again after seeding to press the seed in and create moisture-holding pockets.



SEED & FERTILIZER SPREADER

120lbs Capacity, 4–16' Spread, 12V DC

Holds 120 lbs of material and has an adjustable spread pattern from 4 to 25 feet, adjustable flow, and side deflector. This commercial-grade and independently controlled electric spreader is ideal for precisely broadcasting nearly any type of seed, fertilizer and even some infield surface conditioners.



PRO EDGER SYSTEM

18' Disc, Subsurface blade


Clearly define infield edges, cart paths, and landscaping beds with this patented edger system. The edger mounts to the hydraulic RVF mid-mount system for complete finger-tip control. The reversible 18" disk pushes or pull materials depending on the mounting orientation of the disk to create a clean turf edge.



SNOW PLOW MOUNT SYSTEM

Hydraulic lift, pitch, & down pressure

Ideal for contractors looking to make quick work of sidewalks and tight corners in residential areas and around commercial buildings. This snow plow mounting system includes all the hydraulic and mechanical components needed to connect a BOSS® 4' or 5' wide ATV Poly snow plow blade to an ABI Force, model z23.



Laser Receiver

Laser Transmitter

Operator's Controls

Laser Control Panel

**Articulating Hydraulic
Rear Lift System**

Tweel® Hi-Traction Tires

Mid-Mount Attachment System



ENGINE	
Engine Type	KOHLER® Command Pro 23 HP EFI V-Twin OHV (17.2KW) 747CC 4-cycle air cooled Gasoline Model ECH740
Fuel Type/Tank Capacity	6 Gallon / 22.7125 Liter capacity with fuel gauge Unleaded gasoline
Air Filter	Heavy duty 2-stage cyclonic canister air filtration system
DRIVE SYSTEM	
Transmission	Hydrostatic zero-turn HydroGear variable displacement pumps & fixed displacement wheel motors
Forward/Reverse Speeds	Forward 0-10 mph Reverse 0-4 mph
CHASSIS	
Frame construction	Rugged structural tube steel construction
Dimensions	93" L x 56" W x 57" H 72"-84" With optional rear attachments
Base Unit Weight	1,300 lbs.
Mid-Mount System	Independent hydraulic lift & pitch controls with adjustable & lockable spring-loaded down force with Responsible Variable Force (RVF) Technology
Rear-Mount system	Hydraulic lift control with articulation
Tires & Wheels	Front (Air): 13 x 6.50-6, Rear: 24 x 12.00-12 (Air or Optional Tweel® tires)
Towing Capacity	2" Receiver - 2,000 lbs. towing capacity at slow speed on flat and open ground ONLY! Never tow anything on an incline!
Electrical	20 AMP regulated alternator 350 CCA AT 0 Degrees - Battery
OPERATOR EXPERIENCE	
Steering	Cushioned zero-turn steering levers
Comfort	Cushioned knee pad Cushioned lumbar support bar Spring cushioned standing platform Cup holder
Dashboard	Dash indicator lights USB power port
Braking	Dynamic braking via hydrostatic transmission Integrated parking brake
ENVIRONMENTAL	
Compliance	EPA & CARB compliant
WARRANTY*	
Limited Warranty	36 month machine and accessories/3-year unlimited hour commercial warranty. *Refer to manual.

Specifications and features are subject to change without notice. Tweel® is a registered trademark of Michelin North America Inc. Kohler® is a registered trademark of Kohler Co. All rights reserved.
U.S. PATENTS HELD: 10,765,053 | 10,492,354 | 10,287,745 | 10,287,744 | 10,149,440 | 9,883,621 | 9,332,687 | 8,944,176 | 7,540,331 | 7,478,682

abiFORCE AUTHORIZED DEALER

EMPOWERING YOUR WORK

The ABI Force has been transforming the world of work since 2012.

Designed and distributed by ABI Attachments, an industry leader in innovative ground preparation technology, the ABI Force is trusted by major league ballparks, metropolitan municipalities, and local contractors across the continent. Our decades-long focus on pushing the limits of innovation and providing outdoor workers with a remarkable customer experience has inspired us to do business differently.

Where available, the ABI Force can be purchased through local dealers who can provide unparalleled support for the life of the product. Where a local dealer is not available, our on-site Product Specialist Team provides you the information and support you need. No matter your location we're committed to empowering you with better ways to get your outdoor work done.



**TO LOCATE A DEALER, SCAN THE QR CODE OR VISIT
WWW.ABIATTACHMENTS.COM/DEALERLOCATOR**



Our signature tools are designed by American minds, rigorously tested, welded by American hands, finished with architectural-grade powder coat, and shipped directly to you, where we're confident they'll be working hard for years and years!

WWW.ABI-FORCE.COM



Although every reasonable effort is made to ensure accuracy in this catalog, ABI Attachments, Inc., is not responsible for typographical or illustrative errors. Actual products may differ slightly and may be shown with optional equipment.

Images may not reflect dealer's inventory and/or unit specifications. Units may be shown with additional features. Ask dealer for details.