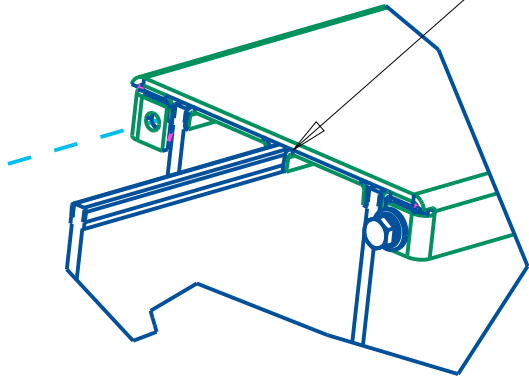


# Z-23 FINE FINISH BROOM PRODUCT INSTRUCTION SHEET

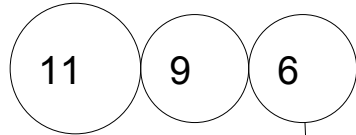
PN 10-10838

SLIDE 3 BRUSH SECTIONS INTO SLOTS BEFORE INSTALLING END PLATE.

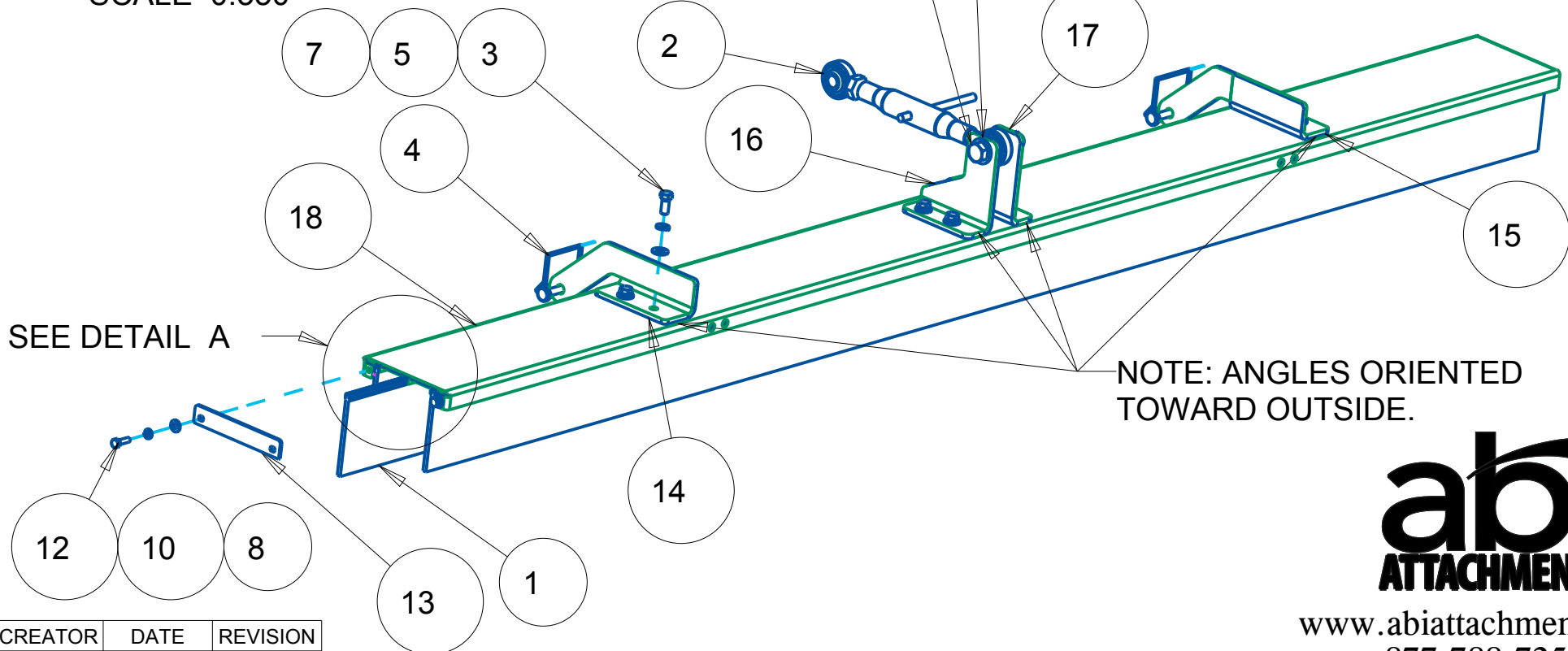


DETAIL A  
SCALE 0.350

DO NOT OVER TIGHTEN.  
BOLT SHOULD ROTATE  
FREELY, BUT NOT MOVE  
SIDE TO SIDE.



ITEM	PART #	DESCRIPTION	QTY
1	10-10203	BRUSH:4.5" TRIM X 84" OAL:#7 X .028 POLY	3
2	10-10316	TOPLINK:CAT0:11-15"	1
3	10-20044	HX HD BOLT: 3/8-16 7/8: ZINC GR5	8
4	10-20125	PIN:3/8" SQ WIRELOCK:3.75 OAL	2
5	10-20133	3/8" SPLIT LOCKWASHER ZNC	8
6	10-20145	5/8 SAE F/W ZNC	2
7	10-20195	FLT WSHR:3/8 SAE:CL ZINC	8
8	10-20196	FLT WSHR:1/4 SAE:CL ZINC	2
9	10-20209	NYLOCK NUT:5/8-11:ZINC CL	1
10	10-20277	LOCK WASHER: 1/4	2
11	10-20292	HX HD BOLT:5/8-11 3.0":ZINC GR5	1
12	10-20295	HX HD BOLT:1/4-20 7/8":ZINC GR5	2
13	10-30972	PLATE:END STOP:BROOM	1
14	10-31333	BRKT: BROOM ATTACH LH: FORCE	1
15	10-31335	BRKT: BROOM ATTACH RH: FORCE	1
16	10-31632	EAR: LH BROOM MNT: ART. HITCH	1
17	10-31633	EAR: RH: BROOM MNT: ART. HITCH	1
18	10-40433	WLDMT: BROOM FRAME: ART. REAR HITCH	1



NOTE: ANGLES ORIENTED  
TOWARD OUTSIDE.



www.abiattachments.com  
877-788-7253

CREATOR	DATE	REVISION
DAB	5/20/19	A